

Winter Park Area Monthly Market Update

July

Brought to you by, Real Estate of Winter Park

All statistics date range: 7/1/2022 through 7/31/2022

Condos Stats

Percent change from previous month

Percent change from previous month



\$637,500

Average Sold Price

-7%



\$666.75

Price Per Sq Ft

-8%



55

Average Days on Market

+49%



99

Percent of List

-2%



13

of Sold Listings

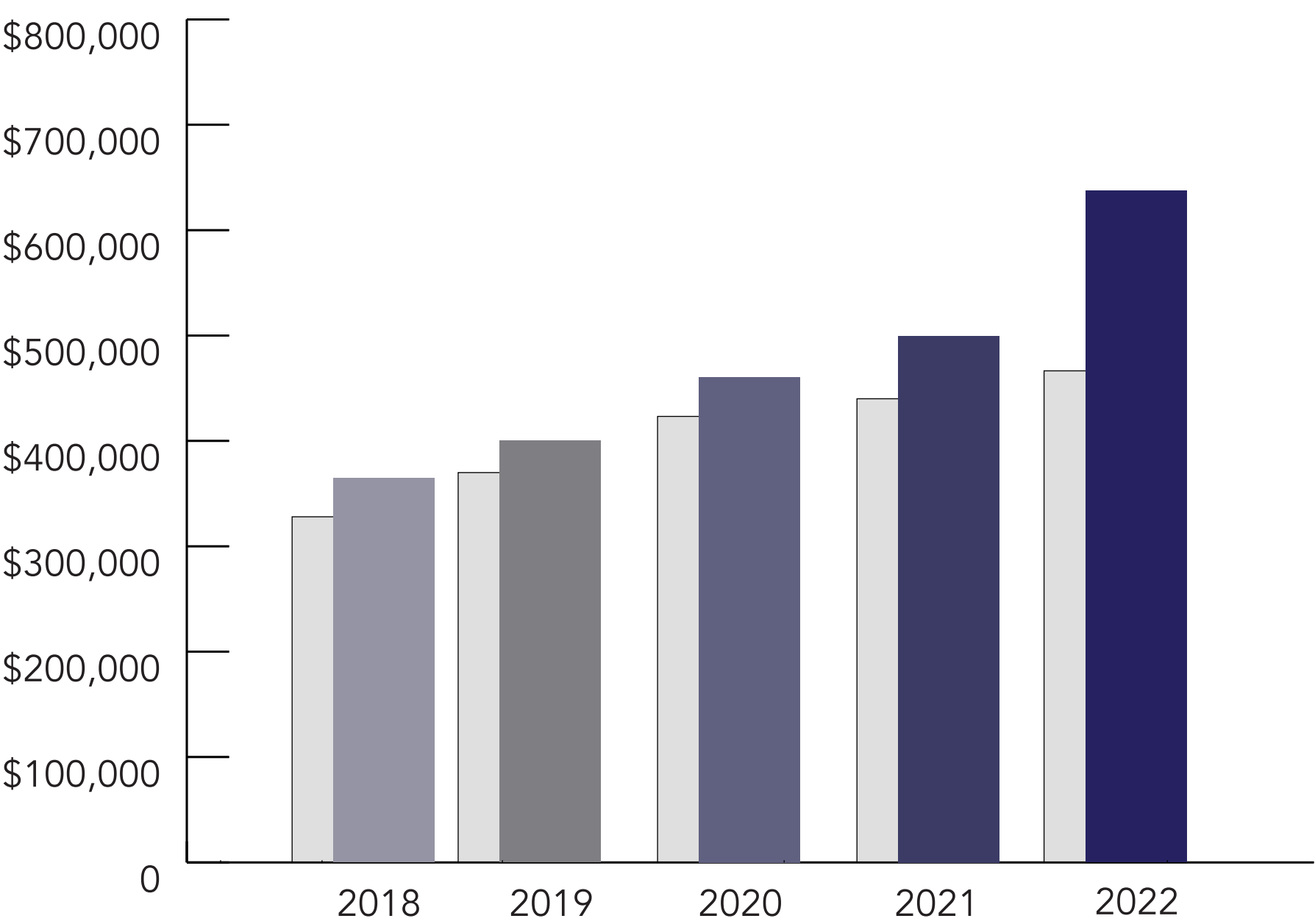
-7%



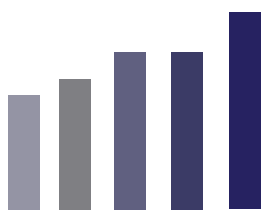
\$466,500

Median Sold Price

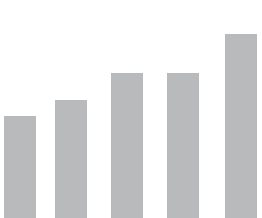
-25%



Average Sold Price July



Average Sold Price



Median Sold Price

For the Left Brained

Condos in the Winter Park Area*	2022			Year To Date		
	June	July	Percent change from Previous Month	Thru 7-2021	Thru 7-2022	Percent change from Previous Year
Sold Listings	14	13	-7%	141	100	-29%
Average Sales Price	\$684,679	\$637,500	-7%	\$529,905	\$654,765	+24%
Median Sales Price	\$625,000	\$466,500	-25%	\$496,449	\$620,000	+25%
Days on Market	37	55	+49%	87	44	-49%
Percent of List Price	101%	99%	-2%	103%	103%	+0%
Price per Sq Ft	\$727.09	\$666.75	-8%	\$583.25	\$717.28	+23%



*The Winter Park Area includes Winter Park Fraser & Tabernash

Source of all data contained in this report is the Grand County Board of Realtors Multiple List Service (MLS). Information is deemed reliable but not guaranteed. Percentage change represents year over year comparison.