

# Winter Park Area Monthly Market Update

## October 2021

Brought to you by, Real Estate of Winter Park

All statistics date range: 10/1/2021 through 10/31/2021

## Vacant Land Stats

Percent change  
year over year



**\$356,740**

Average Sold Price

**+60%**



**95**

Percent of List

**+0%**



**174**

Average Days on Market

**+58%**



**\$227,950**

Median Sold Price

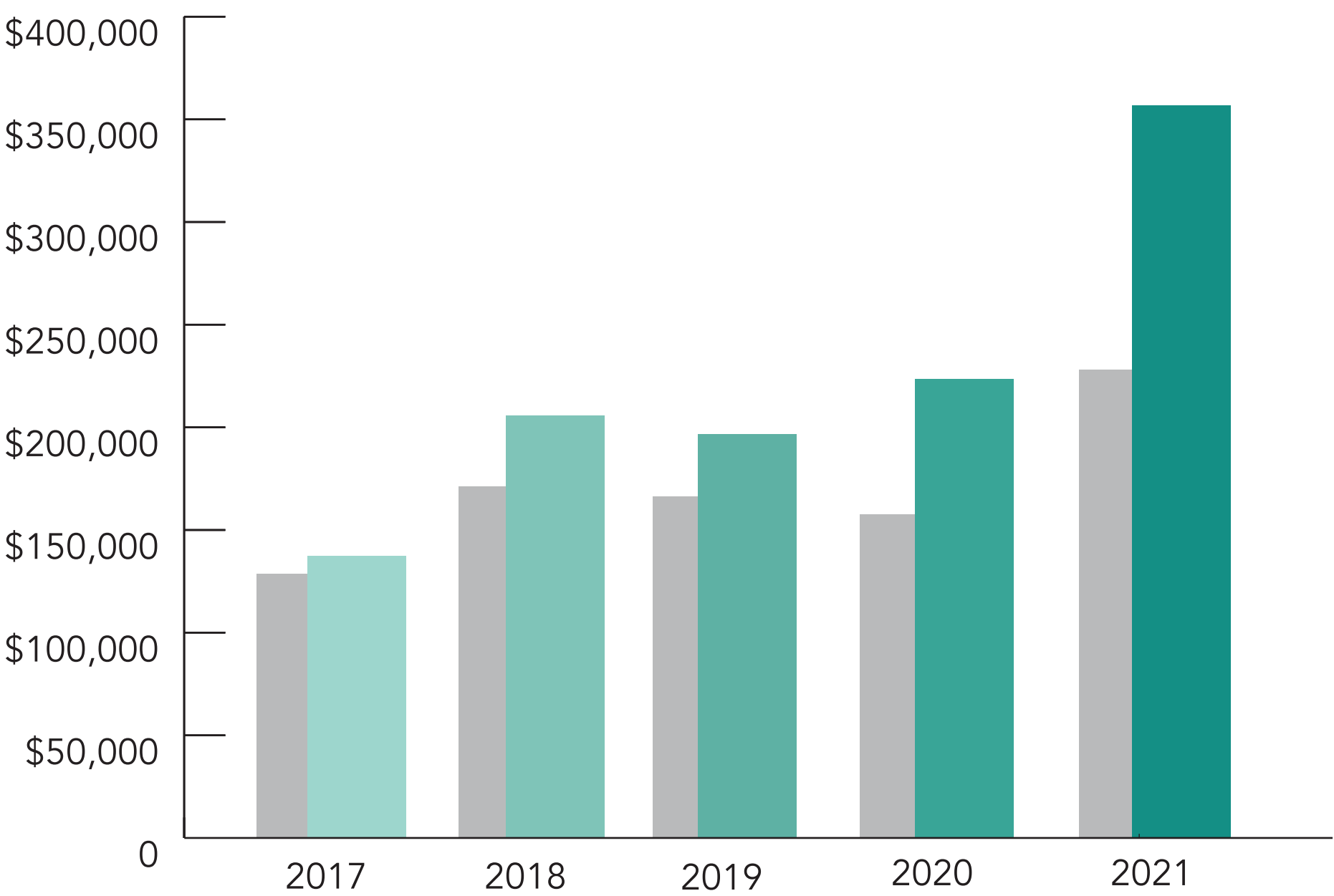
**+45%**



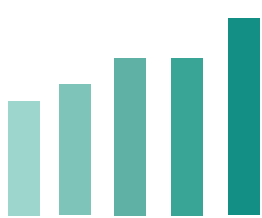
**10**

# of Sold Listings

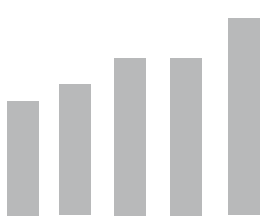
**-38%**



Average Sold Price (October)



Average Sold Price



Median Sold Price

## For the Left Brained

### Vacant Land in the Winter Park Area\*

	October			Year To Date		
	2020	2021	Percent change from Previous Year	Thru 10-2020	Thru 10-2021	Percent change from Previous Year
Sold Listings	16	10	-38%	95	11	+17%
Average Sales Price	\$223,562	\$356,740	+60%	\$241,495	\$274,133	+14%
Median Sales Price	\$157,500	\$227,950	+45%	\$180,000	\$230,000	+28%
Days on Market	110	174	+58%	198	168	-15%
Percent of List Price	95%	95%	+0%	96%	98%	+2%



www.rewinterpark.com  
970.726.2600

\*The Winter Park Area includes Winter Park Fraser & Tabernash

Source of all data contained in this report is the Grand County Board of Realtors  
Multiple List Service (MLS). Information is deemed reliable but not guaranteed.  
Percentage change represents year over year comparison.