

Winter Park Area Monthly Market Update

May

Brought to you by, Real Estate of Winter Park

All statistics date range: 5/1/2022 through 5/31/2022

Single Family Home Stats

Percent change
year over year



\$1,654,770

Average Sold Price

+37%



188

Average Days on Market

+121%



12

of Sold Listings

0%



\$613.29

Price Per Sq Ft

+38%



106

Percent of List

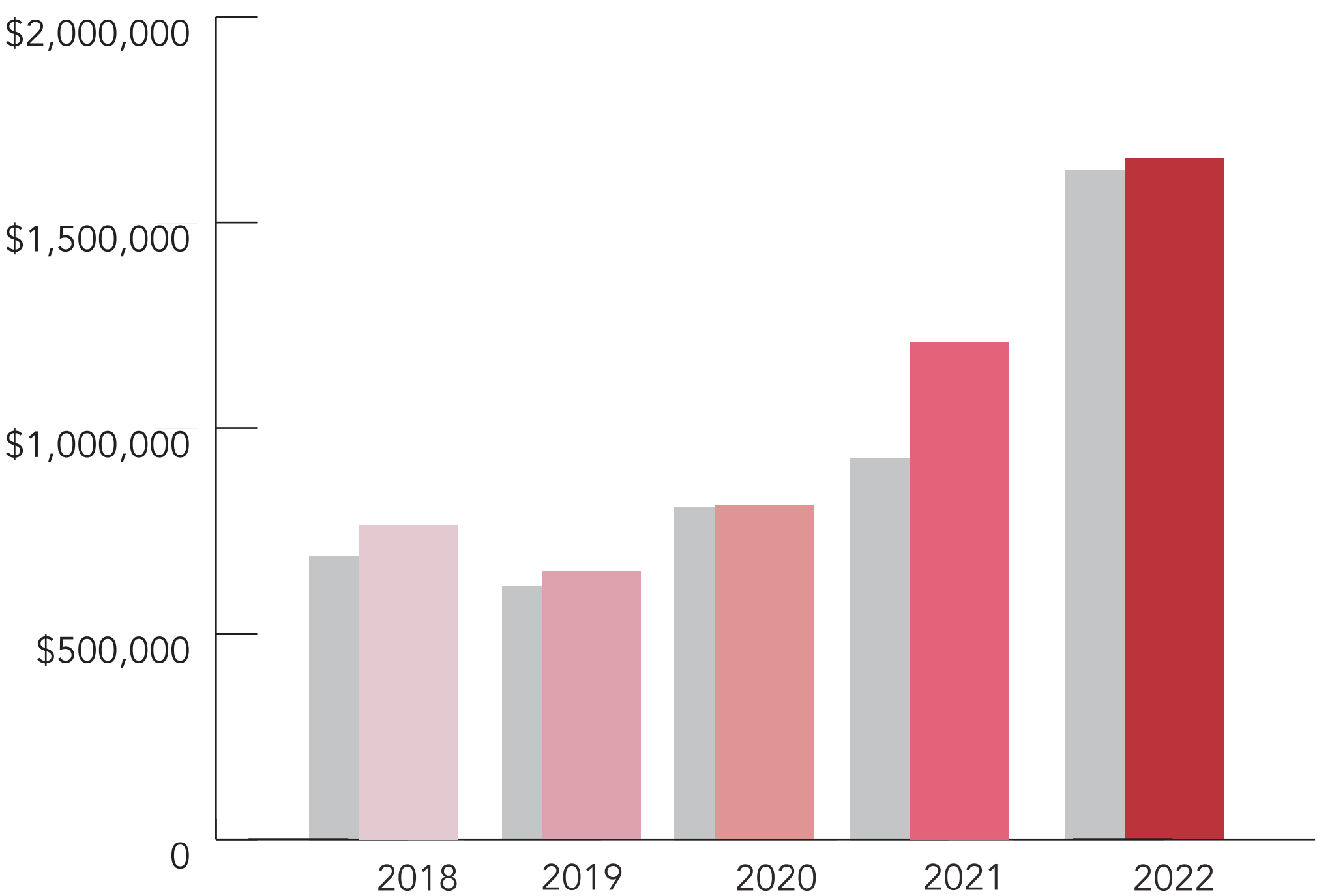
+6%



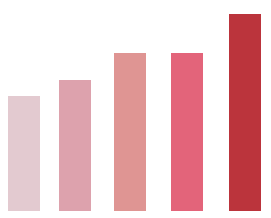
\$1,629,528

Median Sold Price

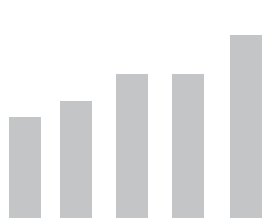
+76%



Average Sold Price May



Average Sold Price



Median Sold Price

For the Left Brained

Single Family Homes in the Winter Park Area*

	Month of May			Year To Date		
	2021	2022	Percent change from Previous Year	Thru 5-2021	Thru 5-2022	Percent change from Previous Year
Sold Listings	12	12	0%	45	38	-16%
Average Sales Price	\$1,208,917	\$1,654,770	+37%	\$1,308,112	\$1,737,005	+33%
Median Sales Price	\$927,500	\$1,629,528	+76%	\$1,100,000	\$1,555,618	+41%
Days on Market	85	188	+121%	107	176	+64%
Percent of List Price	100%	106%	+6%	99%	104%	+5%
Price per Sq Ft	\$443.31	\$613.29	+38%	\$442.92	\$583.71	+32%



REAL ESTATE
OF WINTER PARK

www.rewinterpark.com

970.726.2600

*The Winter Park Area includes Winter Park Fraser & Tabernash

Source of all data contained in this report is the Grand County Board of Realtors Multiple List Service (MLS). Information is deemed reliable but not guaranteed.

Percentage change represents year over year comparison.

Only full ownership properties are included in statistics.