

Granby Area Monthly Market Update

May

Brought to you by, Real Estate of Winter Park

All statistics date range: 5/1/2022 through 5/31/2022

Condos Stats



\$515,812
Average Sold Price

+69%



\$593.09
Price Per Sq Ft

+50%



36
Average Days on Market

-18%



104
Percent of List

-5%



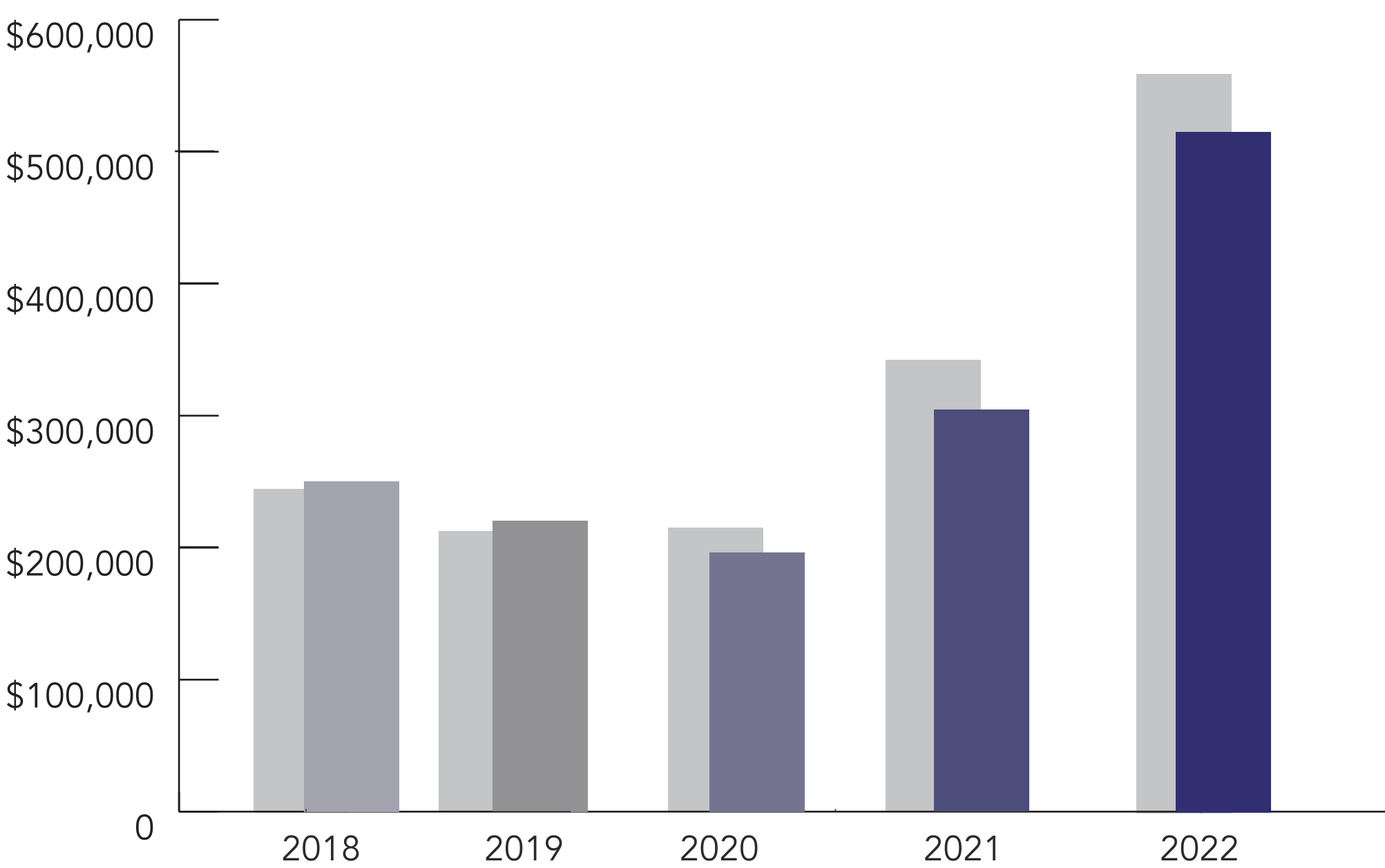
8
of Sold Listings

-20%

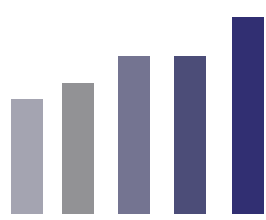


\$560,000
Median Sold Price

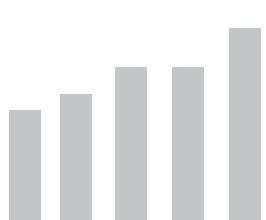
+64%



Average Sold Price May



Average Sold Price



Median Sold Price

For the Left Brained

Condos in the Granby Area	Month of May			Year To Date		
	2021	2022	Percent change from Previous Year	Thru 5-2021	Thru 5-2022	Percent change from Previous Year
Sold Listings	10	8	-20%	31	37	+19%
Average Sales Price	\$304,450	\$515,812	+69%	\$306,084	\$460,227	+50%
Median Sales Price	\$342,000	\$560,000	+64%	\$295,000	\$500,000	+69%
Days on Market	44	36	-18%	50	37	-26%
Percent of List Price	109%	104%	-5%	106%	103%	-3%
Price per Sq Ft	\$394.32	\$593.09	+50%	\$374.60	\$506.90	+35%