

# Granby Area Monthly Market Update May 2021

Brought to you by, Real Estate of Winter Park

All statistics date range: 5/1/2021 through 5/31/2021

## Condos Stats



**\$304,450**  
Average Sold Price

+55%

Percent change  
year over year



**\$394.32**  
Price Per Sq Ft

+30%

Percent change  
year over year



**44**  
Average Days on Market

-56%



**109**  
Percent of List

+18%



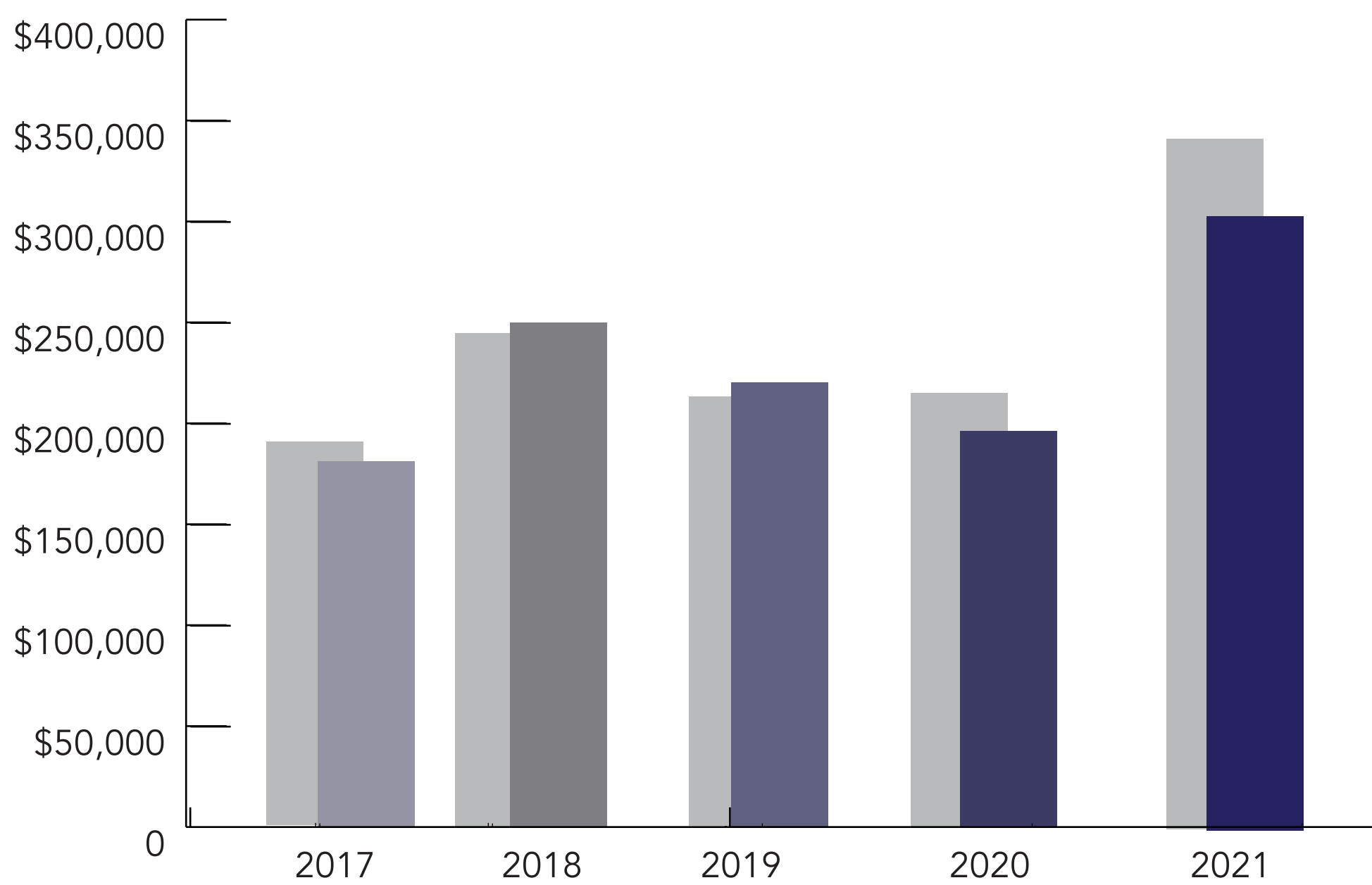
**10**  
# of Sold Listings

+100%

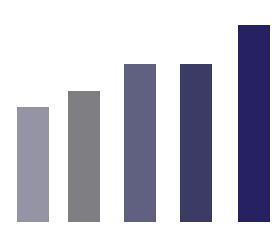


**\$342,000**  
Median Sold Price

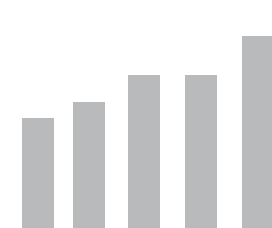
+59%



Average Sold Price (May)



Average Sold Price



Median Sold Price

## For the Left Brained

Condos in the Granby Area	May			Year To Date		
	2020	2021	Percent change from Previous Year	Thru 5-2020	Thru 5-2021	Percent change from Previous Year
Sold Listings	5	10	+100%	25	31	+24%
Average Sales Price	\$196,600	\$304,450	+55%	\$214,680	\$306,084	+43%
Median Sales Price	\$215,000	\$342,000	+59%	\$225,000	\$295,000	+31%
Days on Market	101	44	-56%	85	50	-41%
Percent of List Price	91%	109%	+18%	96%	106%	+10%
Price per Sq Ft	\$304.13	\$394.32	+30%	\$299.93	\$374.60	+25%



**REAL ESTATE**  
OF WINTER PARK

[www.rewinterpark.com](http://www.rewinterpark.com)

970.726.2600

Source of all data contained in this report is the Grand County Board of Realtors Multiple List Service (MLS). Information is deemed reliable but not guaranteed. Percentage change represents year over year comparison.