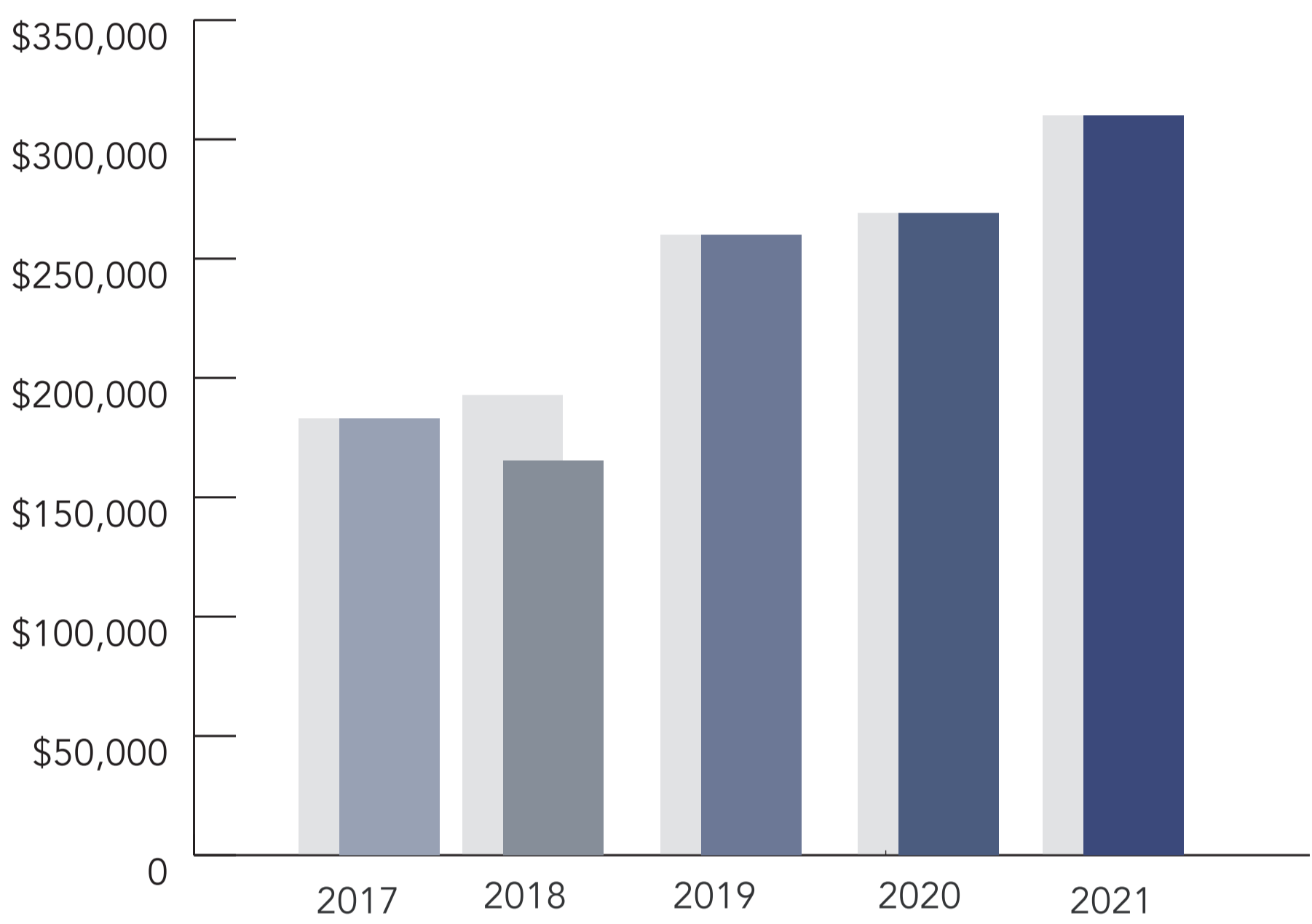
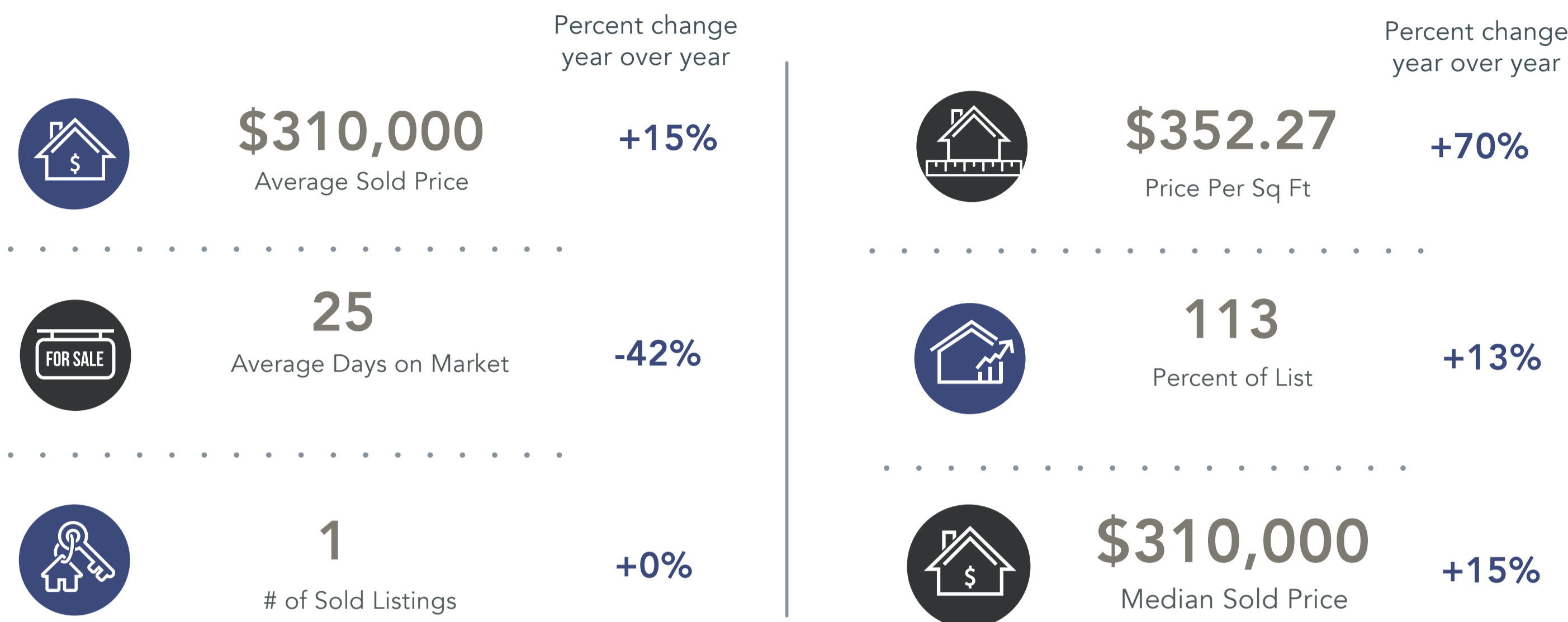


Grand Lake Area Monthly Market Update March 2021


Brought to you by, Real Estate of Winter Park

All statistics date range: 3/1/2021 through 3/31/2021

Condos Stats



Average Sold Price (March)



For the Left Brained

Condos in the Grand Lake Area*	March			Year To Date		
	2020	2021	Percent change from Previous Year	Thru 3-2020	Thru 3-2021	Percent change from Previous Year
Sold Listings	1	1	+0%	3	6	+100%
Average Sales Price	\$269,000	\$310,000	+15%	\$285,833	\$323,317	+13%
Median Sales Price	\$269,000	\$310,000	+15%	\$269,000	\$323,450	+20%
Days on Market	43	25	-42%	137	70	-49%
Percent of List Price	100%	113%	+13%	97%	104%	+7%
Price per Sq Ft	\$207.24	\$352.27	+70%	\$267.07	\$458.90	+72%



Source of all data contained in this report is the Grand County Board of Realtors Multiple List Service (MLS). Information is deemed reliable but not guaranteed. Percentage change represents year over year comparison.