

Granby Area Monthly Market Update

June 2021

Brought to you by, Real Estate of Winter Park

All statistics date range: 6/1/2021 through 6/30/2021

Vacant Land Stats



\$300,722

Average Sold Price

+426%

Percent change
year over year



91

Percent of List

+6%

Percent change
year over year



159

Average Days on Market

-7%



\$100,000

Median Sold Price

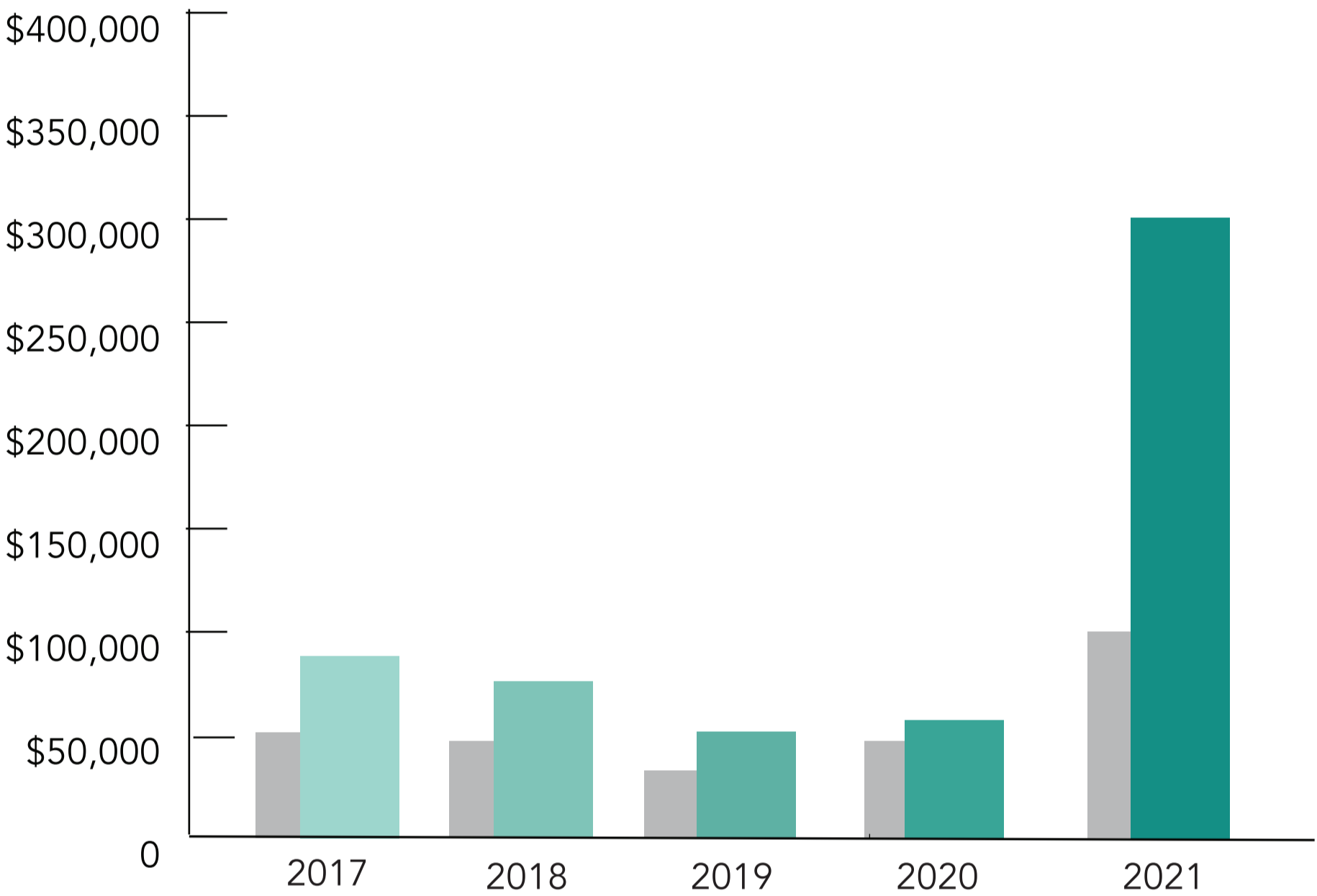
+113%



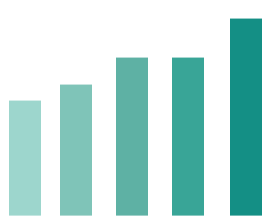
9

of Sold Listings

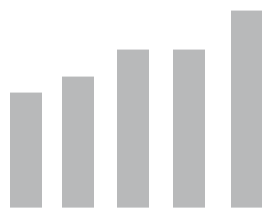
+29%



Average Sold Price (June)



Average Sold Price



Median Sold Price

For the Left Brained

Vacant Land in the Winter Park Area*	June			Year To Date		
	2020	2021	Percent change from Previous Year	Thru 6-2020	Thru 6-2021	Percent change from Previous Year
Sold Listings	7	9	+29%	24	91	+279%
Average Sales Price	\$57,179	\$300,722	+426%	\$174,260	\$130,328	-25%
Median Sales Price	\$47,000	\$100,000	+113%	\$39,750	\$95,000	+139%
Days on Market	171	159	-7%	175	140	-20%
Percent of List Price	85%	91%	+6%	88%	99%	+11%



www.rewinterpark.com
970.726.2600

Source of all data contained in this report is the Grand County Board of Realtors Multiple List Service (MLS). Information is deemed reliable but not guaranteed. Percentage change represents year over year comparison.