

Winter Park Area Monthly Market Update

July 2021

Brought to you by, Real Estate of Winter Park

All statistics date range: 7/1/2021 through 7/31/2021

Vacant Land Stats

Percent change
year over year



\$222,940
Average Sold Price

-42%



98
Percent of List

+2%



268
Average Days on Market

+25%



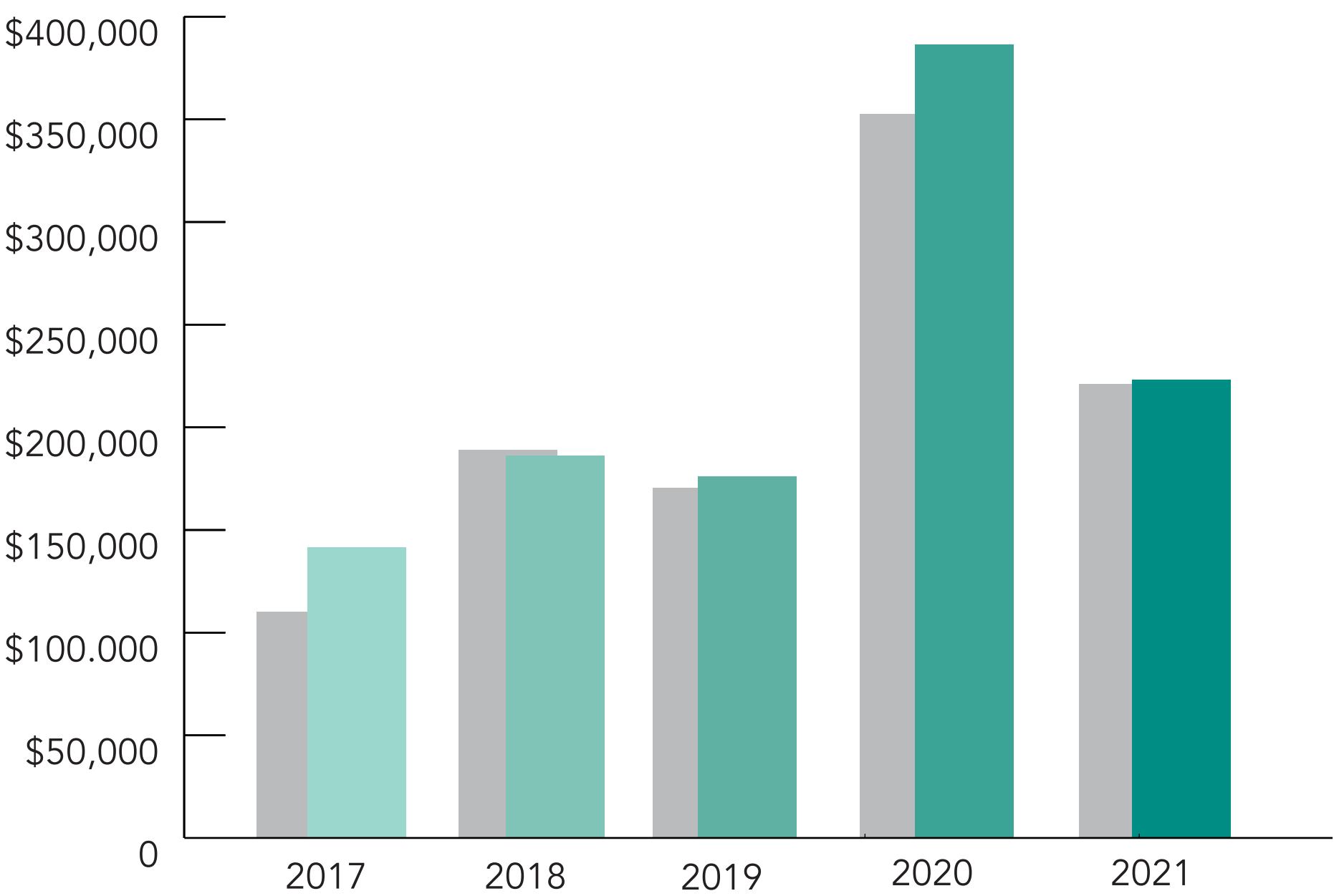
\$221,000
Median Sold Price

-37%

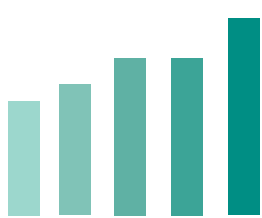


10
of Sold Listings

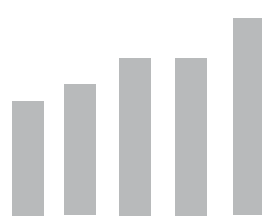
0%



Average Sold Price (July)



Average Sold Price



Median Sold Price

For the Left Brained

Vacant Land in the Winter Park Area*	July			Year To Date		
	2020	2021	Percent change from Previous Year	Thru 7-2020	Thru 7-2021	Percent change from Previous Year
Sold Listings	10	10	0%	41	89	+117%
Average Sales Price	\$386,500	\$222,940	-42%	\$257,317	\$266,616	+4%
Median Sales Price	\$352,500	\$221,000	-37%	\$140,000	\$227,000	+62%
Days on Market	214	268	+25%	253	159	-37%
Percent of List Price	96%	98%	+2%	96%	99%	+3%



www.rewinterpark.com
970.726.2600

*The Winter Park Area includes Winter Park Fraser & Tabernash

Source of all data contained in this report is the Grand County Board of Realtors Multiple List Service (MLS). Information is deemed reliable but not guaranteed. Percentage change represents year over year comparison.