

Granby Area Monthly Market Update

December 2021

Brought to you by, Real Estate of Winter Park

All statistics date range: 12/1/2021 through 12/31/2021

Vacant Land Stats



\$127,816

Average Sold Price

+4%

Percent change
year over year



96

Percent of List

0%

Percent change
year over year



83

Average Days on Market

-47%



\$118,000

Median Sold Price

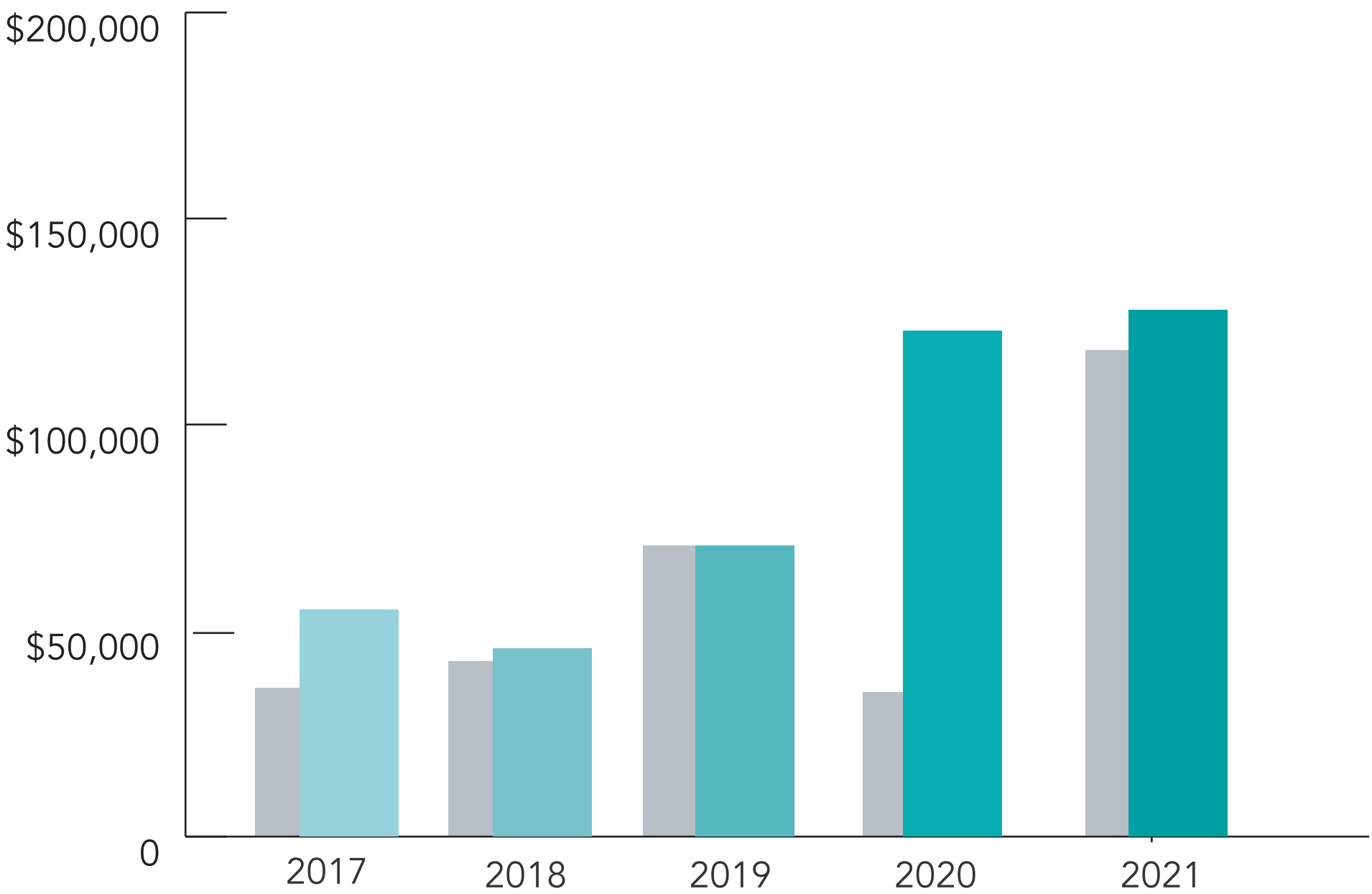
+237%



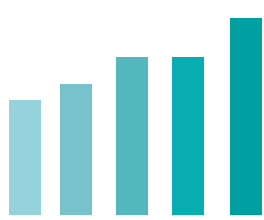
19

of Sold Listings

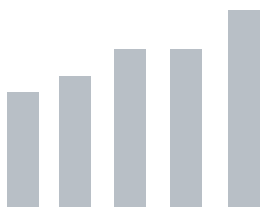
-5%



Average Sold Price (December)



Average Sold Price



Median Sold Price

For the Left Brained

Vacant Land in the Winter Park Area*	December			Year To Date		
	2020	2021	Percent change from Previous Year	Thru 12-2020	Thru 12-2021	Percent change from Previous Year
Sold Listings	20	19	-5%	118	153	+30%
Average Sales Price	\$100,881	\$130,134	+29%	\$100,881	\$130,143	+29%
Median Sales Price	\$50,900	\$94,500	+86%	\$50,900	\$94,500	+86%
Days on Market	118	153	+30%	202	117	-42%
Percent of List Price	91%	97%	+6%	91%	97%	+6%



www.rewinterpark.com
970.726.2600

Source of all data contained in this report is the Grand County Board of Realtors Multiple List Service (MLS). Information is deemed reliable but not guaranteed. Percentage change represents year over year comparison.