

Winter Park Area Monthly Market Update

April

Brought to you by, Real Estate of Winter Park

All statistics date range: 4/1/2022 through 4/30/2022

Vacant Land Stats



\$394,500

Average Sold Price

+21%



100

Percent of List

-1%



117

Average Days on Market

-18%



\$302,500

Median Sold Price

+2%



5

of Sold Listings

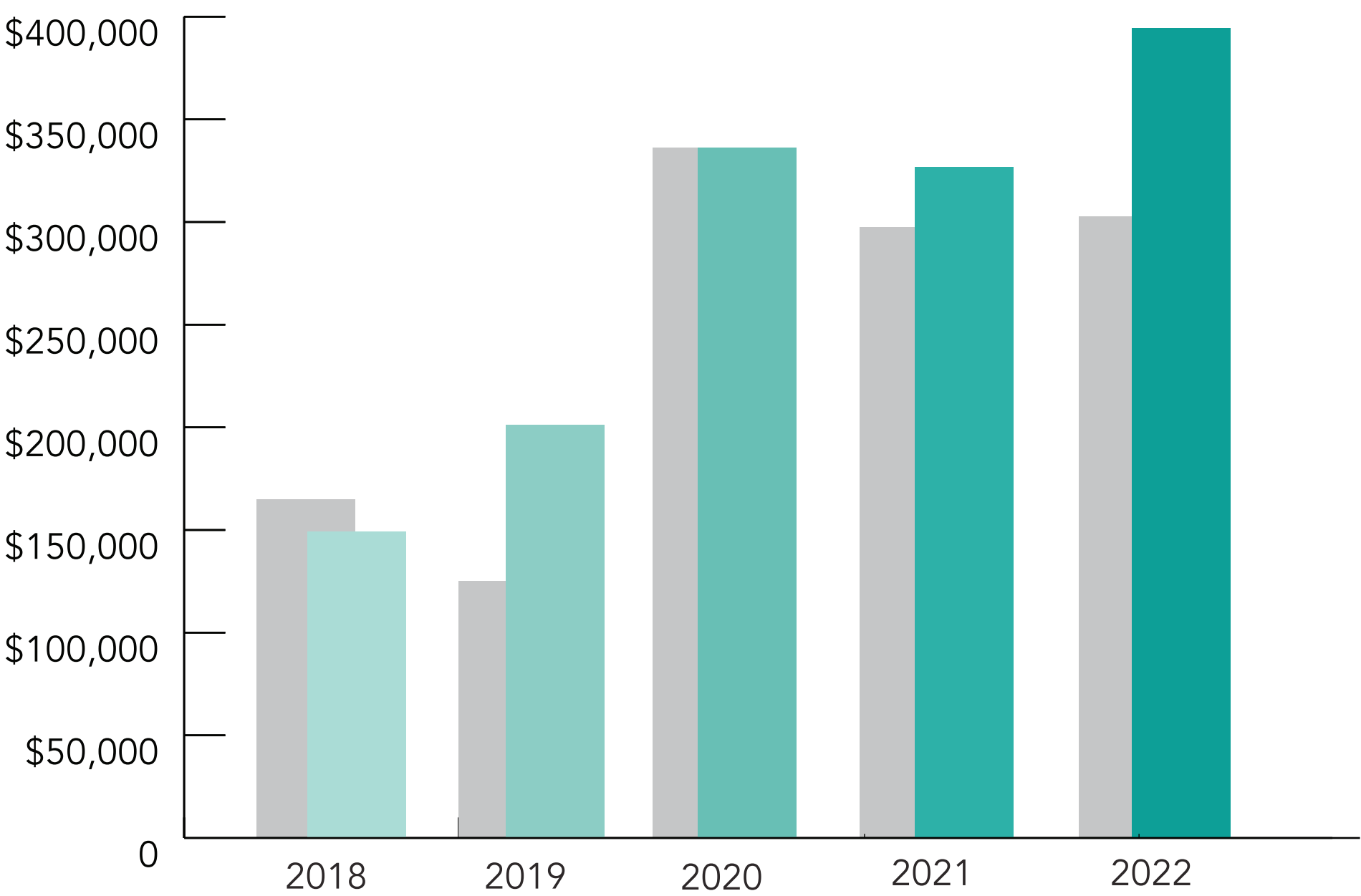
-72%



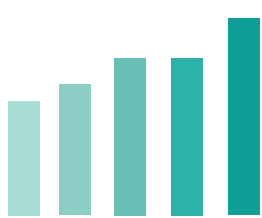
\$253,213.03

Price Per Acre

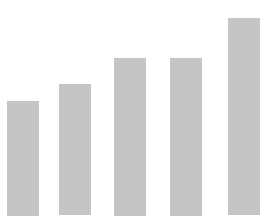
-60%



Average Sold Price April



Average Sold Price



Median Sold Price

For the Left Brained

Vacant Land in the Winter Park Area*	Month of April			Year To Date		
	2021	2022	Percent change from Previous Year	Thru 4-2021	Thru 4-2022	Percent change from Previous Year
Sold Listings	18	5	-72%	66	24	-64%
Average Sales Price	\$326,650\$	\$394,500	+21%	\$283,643	\$351,950	+24%
Median Sales Price	\$297,500	\$302,500	+2%	\$235,000	\$287,000	+22%
Days on Market	143	117	-18%	147	154	+5%
Percent of List Price	99%	100%	+1%	99%	99%	+0%
Price Per Acre	\$625,742	\$253,213	-60%	\$525,852.96	\$1,611,050	+206%



REAL ESTATE
OF WINTER PARK

www.rewinterpark.com
970.726.2600

*The Winter Park Area includes Winter Park Fraser & Tabernash

Source of all data contained in this report is the Grand County Board of Realtors Multiple List Service (MLS). Information is deemed reliable but not guaranteed. Percentage change represents year over year comparison.