

# Winter Park Area Monthly Market Update

## April

Brought to you by, Real Estate of Winter Park

All statistics date range: 4/1/2022 through 4/30/2022

## Single Family Home Stats

Percent change  
year over year



**\$1,959,750**

Average Sold Price

**+61%**



**57**

Average Days on Market

**-58%**



**10**

# of Sold Listings

**0%**



**\$600.34**

Price Per Sq Ft

**+41%**



**107**

Percent of List

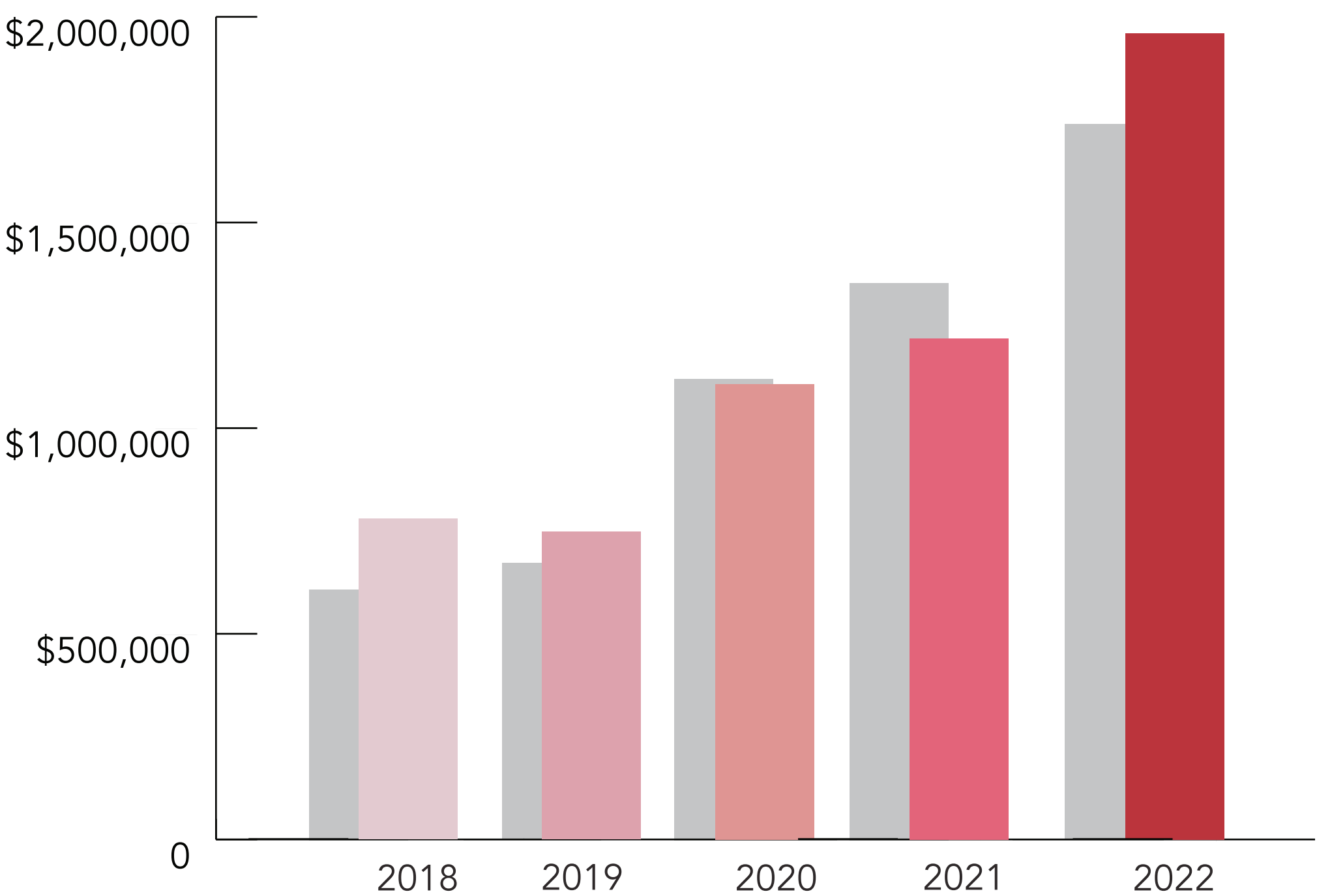
**+4%**



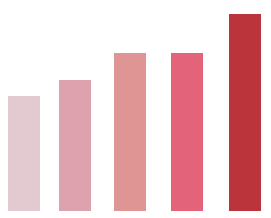
**\$1,741,250**

Median Sold Price

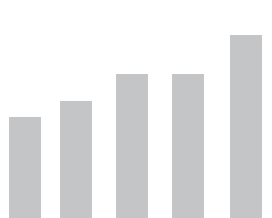
**+29%**



Average Sold Price April



Average Sold Price



Median Sold Price

## For the Left Brained

### Single Family Homes in the Winter Park Area\*

	Month of April			Year To Date		
	2021	2022	Percent change from Previous Year	Thru 4-2021	Thru 4-2022	Percent change from Previous Year
Sold Listings	10	10	0%	33	26	-21%
Average Sales Price	\$1,217,965	\$1,959,750	+61%	\$1,344,183	\$1,774,960	+32%
Median Sales Price	\$1,354,000	\$1,741,250	+29%	\$1,200,000	\$1,427,202	+23%
Days on Market	137	57	-58%	115	170	+48%
Percent of List Price	103%	107%	+4%	99%	102%	+3%
Price per Sq Ft	\$424.35	\$600.34	+41%	\$442.78	\$570.06	+29%



**REAL ESTATE**  
OF WINTER PARK

[www.rewinterpark.com](http://www.rewinterpark.com)

970.726.2600

\*The Winter Park Area includes Winter Park Fraser & Tabernash

Source of all data contained in this report is the Grand County Board of Realtors Multiple List Service (MLS). Information is deemed reliable but not guaranteed.

Percentage change represents year over year comparison.

Only full ownership properties are included in statistics.