

Grand Lake Area Monthly Market Update

April 2021

Brought to you by, Real Estate of Winter Park

All statistics date range: 4/1/2021 through 4/30/2021

Single Family Home Stats

Percent change
year over year



\$989,334

Average Sold Price

+70%



51

Average Days on Market

-20%



8

of Sold Listings

+60%



\$441.31

Price Per Sq Ft

+45%



103

Percent of List

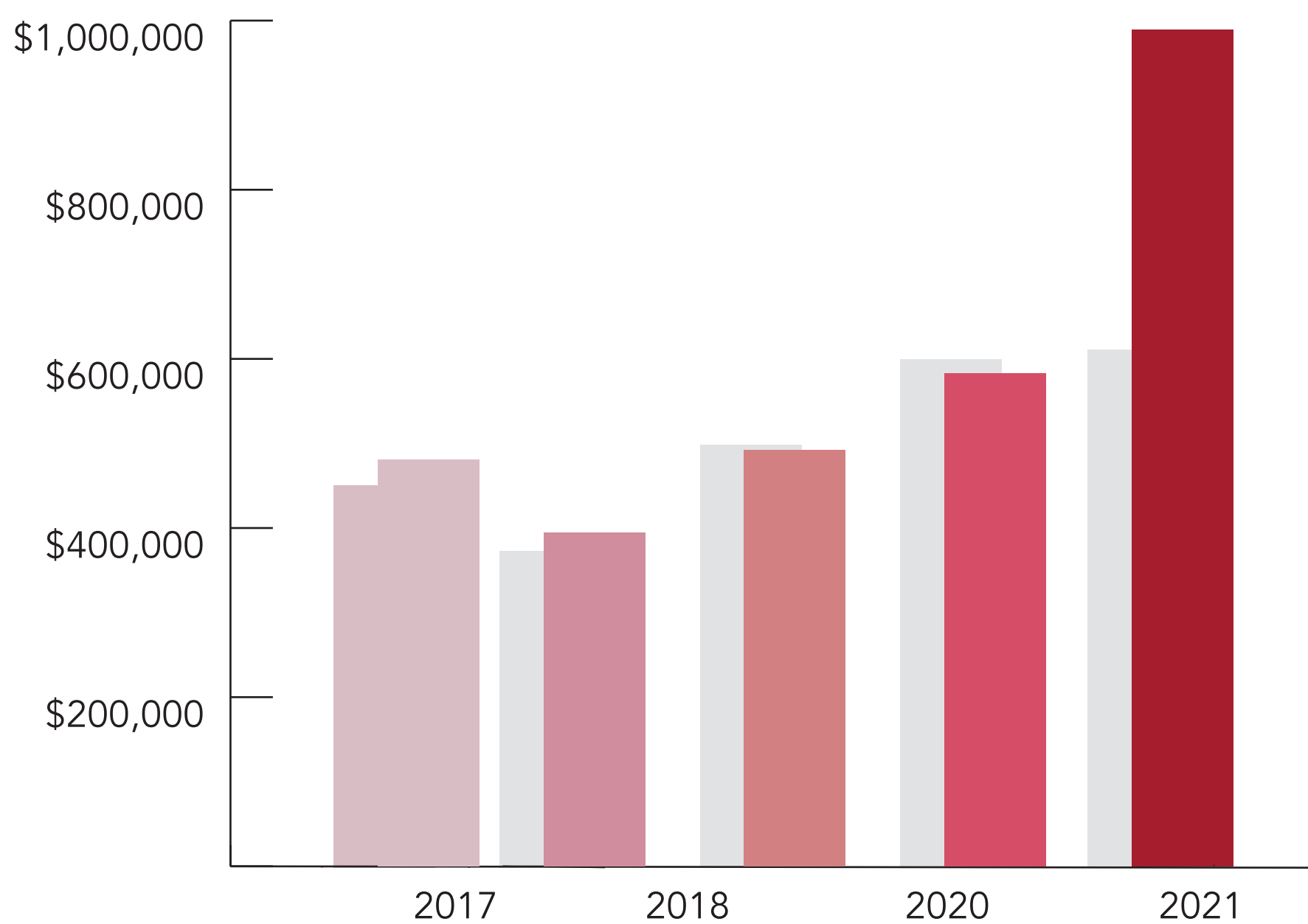
+4%



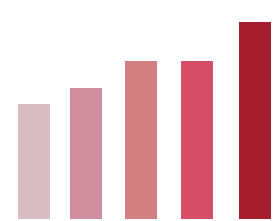
\$612,838

Median Sold Price

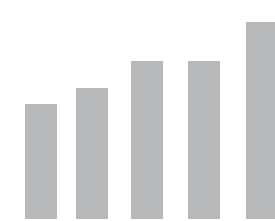
+2%



Average Sold Price (April)



Average Sold Price



Median Sold Price

For the Left Brained

Single Family Homes in the Grand Lake Area*

	April			Year To Date		
	2020	2021	Percent change from Previous Year	Thru 4-2020	Thru 4-2021	Percent change from Previous Year
Sold Listings	5	8	+60%	21	26	+24%
Average Sales Price	\$582,600	\$989,334	+70%	\$567,595	\$1,049,641	+85%
Median Sales Price	\$601,000	\$612,838	+2%	\$565,000	\$716,500	+27%
Days on Market	64	51	-20%	115	97	-16%
Percent of List Price	99%	103%	+4%	98%	100%	+2%
Price per Sq Ft	\$304.49	\$441.31	+45%	\$287.22	\$395.98	+38%



www.rewinterpark.com
970.726.2600

Source of all data contained in this report is the Grand County Board of Realtors Multiple List Service (MLS). Information is deemed reliable but not guaranteed. Percentage change represents year over year comparison. Only full ownership properties are included in statistics.